

**2017**

**2017 08**



.....	2
.....	6
.....	9
.....	10
.....	17
.....	24
.....	28
.....	29
.....	30
.....	31
.....	128



---






	3,724,874.78	
	671,073.36	
	23,597,929.21	--

1 —

1 —

1 —





---

	-90,606,019.10	-180,795,782.37	49.88%	
	65,916,948.95	-9,538,235.52	791.08%	
	39,707,679.22	-379,206.71	10,571.25%	
	14,437,345.61	-189,432,503.38	107.62%	-

	1,016,915,862.69	793,139,381.36	22.01%	-5.16%	-4.91%	-0.20%
	206,780,083.87	147,403,384.02	28.71%	-24.28%	-25.58%	1.24%

/



75,396,200.02

1.99%

0.00

1.99%

2016

														2017-020
			928.2	100.00%							234.19			
			3,000	2.00%							0	2017 06 14		2017-021
	--	--	3,928. 2	--	--	--	--	--	--	0	561.3	--	--	

10%






**1**





( )			( )	( )	( )		
	6,094		2016 2 4				
	3,152		2016 8 22				
	600		2016 8 4				





---

B3		0	B4		0			

2015 10 30

3,000 2015


1

2

! Gy W »N©, 'B\$ >



2









2016

2016



1

2017 06 30

	484,458,556.45	473,090,790.82
	9,701,712.23	7,364,543.13
	1,061,914,446.70	1,040,180,552.69
	58,994,999.34	56,954,592.28
	122,828,723.86	103,505,070.92
	1,442,769,391.08	1,475,676,906.51

	10,185,404.22	125,147,277.58
	3,190,853,233.88	3,281,919,733.93
	30,000,040.00	40.00
	320,426,718.96	338,445,891.28
	75,396,200.02	75,198,632.42





---

	1,055,354,442.39	759,237,235.39
	42,095,649.75	39,908,181.66





---

2.		

---

“ ”	-7,997,525.82	-41,177,648.53
	23,612,109.82	6,089,516.23




	49,120,783.12	12,146,227.24
	65,916,948.95	-9,538,235.52
	50,000,000.00	175,000,000.00
	15,143,584.20	42,925,507.86
	65,143,584.20	217,925,507.86
	5,016,643.47	208,000,000.00
	10,617,480.76	8,265,821.57
	9,801,780.75	2,038,893.00
	25,435,904.98	218,304,714.57
	39,707,679.22	-379,206.71
	-581,263.46	1,280,721.22
	14,437,345.61	-189,432,503.38
	410,606,500.03	521,024,176.14
	425,043,845.64	331,591,672.76

6


---

	115,000,000.00	
		6,000.00
	115,000,000.00	6,000.00
	5,630,487.39	2,401,862.60
		2,401,862.60

---





3													
4					-121,008,747.41								-121,008,747.41
													1
													-9,360,000.00
													-9,360,000.00





3



---

										12,002,720.25	12,002,720.25
											0.25
1											

	312,000,000.00				1,223,597,852.13				55,988,304.42	270,347,912.33	1,861,934,068.88
--	----------------	--	--	--	------------------	--	--	--	---------------	----------------	------------------

	312,000,000.00				1,212,735,452.13							

---

1											
2											



2016 7 1 ( )

19.6875% 2016 7 21 16.70 6,142.50

POI ( UPS )

DDF ODF MDF

198 17 1701

30

1		
2		
3		
4		
5		
6		
7		
8		
9		
10		
11		
12		



**1**



**8**

3


**9**

1

2



2



2



4

**13**

1.

1

2

3

4

2.

22 ——

**14**

20%

20%

50%



15

18

1

3

19

20

21

1

1

2

	50	
	3 8 10 14 20	
	10	
	10	

---

	2 10	
--	------	--

2

1

2

1

2

3

4

5Ä

À

23

24

1

2

3

4

25

26

27

28

1

2

3



**31**

**1**

**2**

**32**

**33**

**1**

	70%/75%	1.2%
--	---------	------

	15%
	15%
	15%
	15%
	15%
	15%
	15%
	15%
	16.5%
	25%

## 2

## 1.

1	2014	9	30	GR201444201069	2014	2016	2014
				15%			15%
2	2014	10	14	GR201442000199	2014	2016	2014
				15%			15%
3	2015	8	3	GF201541000027	2015	2017	2015
				15%			15%
4	2015	10	10	GF201544000222	2015	2017	2015
				15%			15%
5	2016	11	21	GR201644201728	2016	2018	2016
				15%			15%

6		2014	12	10					
		“		[2014]256	”				
								“	”
	2015	11			2015			“	”
7		2014	5	12					
		2014	129					2011	7 27
					[2011]58			2011	1 1 2020 12
31					15%			2014	5 22
			2013	1 1		2020	12 31	15%	
8		2015	5	19					
		2015	30					2011	7 27
					[2011]58			2011	1 1 2020 12
31					15%			2017	2 16
			2016	1 1		2020	12 31	15%	
9		2016	11	29					

	191,064.40	323,691.96
	424,852,781.24	410,282,808.07
	59,414,710.81	62,484,290.79
	484,458,556.45	473,090,790.82
	15,312,486.03	4,713,474.51

	32,407,973.57	33,938,631.80
	27,005,610.78	28,544,534.23
	1,126.46	1,124.76
	59,414,710.81	62,484,290.79

2

3

4

1

	3,558,651.33	3,601,764.40

4

5

---

1			
6	608,759,136.85		

7-12

5

6

6

1

1	52,491,709.60	88.98%	48,504,337.35	85.16%
1 2	4,378,513.55	7.42%	5,842,848.40	10.26%
2 3	1,776,438.77	3.01%	2,306,150.93	4.05%
3	348,337.42	0.59%	301,255.60	0.53%
	58,994,999.34		56,954,592.28	--

1

--	--	--

7

8

9

1

	133,199,685.07	100.00%	10,370,961. 21	7.79%	122,828,72 3.86	112,425 ,085.42	100.00%	8,920,014 .50	7.93%	103,505,070.92
	133,199,685.07	100.00%	10,370,961. 21	7.79%	122,828,72 3.32					

3	4	4,191,785.28	1,886,303.38	45.00%
4	5	3,047,639.10	1,980,965.42	65.00%
5		586,679.45	586,679.45	100.00%
		133,199,685.07	10,370,961.21	

2

1,450,946.71

0.00

3

4

	63,049,721.14	63,990,166.78
	40,613,665.06	28,139,670.37
	19,640,042.32	19,190,957.12
	9,896,256.55	

		2,182,834.00	1	1.64%	109,141.70
	--	14,772,975.71	--	11.09%	916,443.16

6

7

8

10

1

	58,218,263.00	3,254,960.85	54,963,302.15	50,587,690.71	2,740,818.58	47,846,872.13
	61,582,525.11	2,456,336.42	59,126,188.69	21,983,634.55	1,737,626.76	20,246,007.79
	26,914.20		26,914.20	212,762.92		212,762.92
	894,919,821.56		894,919,821.56	953,615,186.54		953,615,186.54
	435,595,509.05	53,743,646.47	381,851,862.58	436,107,660.03	52,496,147.10	383,611,512.93
	59,559,092.10	11,595,535.80	47,963,556.30	74,043,474.61	6,256,668.18	67,786,806.43

	2,740,818.58	514,142.27			3,254,960.85
	1,737,626.76	718,709.66			2,456,336.42
	6,256,668.18	5,338,867.62			11,595,535.80
	52,496,147.10	1,879,592.18		632,092.81	53,743,646.47
	63,231,260.62	8,451,311.73		632,092.81	

		112,333.33
--	--	------------



2

3

19

1

1.	252,512,755.73	235,087,978.49	21,032,293.51	36,793,412.88	545,426,440.61
2.		14,978,483.95	1,782,983.18	2,872,058.26	19,633,525.39
1		13,725,137.46	1,782,983.18	2,509,387.31	18,017,507.95
2					
3		1,253,346.49		362,670.95	1,616,017.44

---

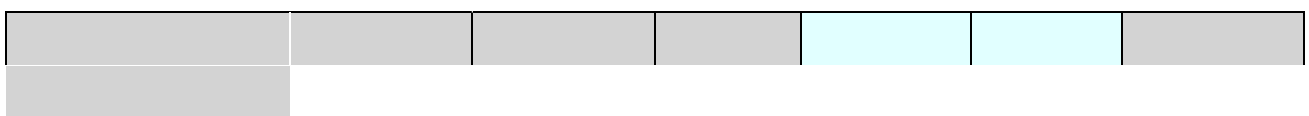
1					
3.					
1					
4.					
1.	198,308,855.40	98,859,061.87	10,598,287.62	12,660,514.07	320,426,718.96

2

24

25

1



---

4.	36,285,145.00	3,370,247.86					

---

	40,820,000.00			40,820,000.00
	20,947,828.86			20,947,828.86
	16,616,716.74			16,616,716.74
	9,552,542.37			9,552,542.37

29

/

1

	159,088,181.80	23,708,978.81	142,587,489.34	22,230,048.70
	5,448,227.58	817,234.14	654,888.71	98,233.31
	72,349,101.60	10,899,977.49	98,014,717.93	14,702,207.69
	7,467,009.55	1,120,051.43	7,467,009.53	1,120,051.43
	3,517,858.33	527,678.75	2,265,050.00	339,757.50
			630,616.67	94,592.50
			120,000.00	18,000.00
	247,870,378.86	37,073,920.62	251,739,772.18	38,602,891.13

2

3

		37,073,920.62		38,602,891.13

4


2017	6,768,269.88	6,768,269.88	
2018	5,999,610.09	5,999,610.09	
2019	3,521,897.15	3,521,897.15	
2020	2,017,298.56	2,017,298.56	
2021	6,277,295.24	6,277,295.24	
	24,584,370.92	24,584,370.92	--

**30**

		39,178,606.56
	1,058,357.57	999,458.39
	1,058,357.57	40,178,064.95

**31****1**

33

34

	12,786,887.46	27,605,285.22
	160,342,594.34	161,104,037.85
	173,129,481.80	188,709,323.07

0.00

35

1

	1,150,525,662.69	1,173,839,364.59
	1,150,525,662.69	1,173,839,364.59

2

1

	34,766,706.84	29,148,258.01
	34,766,706.84	29,148,258.01

**2**            **1**

Philippine Long Distance Telephone	2,990,058.94	
	2,990,058.94	--

**3**

**37**

**1**

	56,847,536.28	146,332,063.31	171,097,759.33	32,081,840.26
-	27,329.10	9,704,299.02	9,670,811.17	60,816.95

	56,847,536.28	146,332,063.31	171,097,759.33	32,081,840.26
--	---------------	----------------	----------------	---------------

**3**

1	25,498.90	9,317,370.57	9,285,095.57	57,773.90
2	1,830.20	386,928.45	385,715.60	3,043.05
	27,329.10	9,704,299.02	9,670,811.17	60,816.95

**38**

	23,613,462.71	57,108,509.43
	22,864,785.59	25,678,013.60

41

1

	21,716,138.24	30,505,971.44
	9,292,636.84	25,932,656.08
	22,893,020.93	21,092,312.53
	10,099,009.58	18,515,425.09
	17,102,679.11	

---

						/	
2012	393,010.00		196,505.00	256,975.00	453,480.00		*1
	120,940.00		60,470.00	-	60,470.00		*2
	116,666.66		100,000.00	-	16,666.66		*3

46

1

2

3

51

	2,265,050.00		256,975.00	2,008,075.00	
	2,265,050.00		256,975.00	2,008,075.00	--

						/
2012	1,965,050.00			256,975.00	1,708,075.00	
2015	300,000.00				300,000.00	
	2,265,050.00			256,975.00	2,008,075.00	--

52

53

--	--	--	--

55


86,983,



	6,482,386.15	5,645,370.53
	101,148,125.57	96,701,894.39

64

	32,986,028.50	37,003,902.89
	22,189,362.93	30,267,825.42
	7,173,744.77	10,629,525.24
	3,873,391.07	3,311,785.70
	4,825,267.77	2,850,415.80
	3,830,297.17	2,618,773.30
	1,711,968.55	2,642,645.00
	2,969,349.05	2,515,526.62
	12,832,008.97	26,027,249.47
	92,391,418.78	117,867,649.44

65

---

	19,028,288.36	41,235,476.93
--	---------------	---------------

**67****68**

		-3,968,462.03
		-3,968,462.03

**69****70**








1	--	--
	29,562,624.94	-31,001,124.68
	19,028,288.36	41,235,476.93
	28,361,387.27	27,787,063.29
	900,669.50	2,455,989.10
	232,070.64	1,722,555.00
“ ”	46,248.90	-30,998.94
“ ”		



79

80

1

1

	2017 03 22	13,000,000.00	100.00%		2017 03 22		15,816,313.73	2,341,875.11

2



---

	2,355,752.75	2,355,752.75
	23,018,589.57	23,018,589.57

3

4

5

6

1

1



---

					100.00%	
					100.00%	
					100.00%	
					100.00%	
					100.00%	

	1.05%	221,839.63		12,286,183.11
	49.00%	774,493.43		36,020,085.43

## 3

	1,568,220,479.73	78,910,840.35	1,647,131,320.08	973,768,220.72		973,768,220.72	1,676,218,900.82	79,478,377.56	1,755,697,278.38	1,094,492,439.77		1,094,492,439.77
	82,112,557.86	2,803,204.84	84,915,762.70	10,617,248.80		10,617,248.80	91,136,352.03	2,437,056.63	93,573,408.66	10,855,493.59		10,855,493.59

2

1

2017 5 20

7

CtH KÓE7745% CtH ãe 7A€ ÓJ@1 10.5 Tf -18 -31.14 T3 (5)Tj EMC /P <</MC

4

5

6

7

8

4

5

6

1.

1

2017 06 30

	2017 6 30	2016 12 31
-	7,103,590.44	62,717,754.42
-	142,506.77	1,012,640.13
-	2,323,172.33	1,564,002.88
-	4,485,546.96	13,150,488.73
-	29,912.96	123,524.30
-	-	193,435.63
-	1,349,737.95	8,567,229.48
-	61,277.52	833,176.28
-	42,788.13	40,489.66
-	38,800.00	495,301.80
-	65,850.00	
-	-	

2

6 30

54,000,000.00

2017

3

2.

2017 6 30

111,535,504.17

3.

2017 6 30

	484,458,556.45				484,458,556.45
	9,701,712.23				9,701,712.23
	1,143,576,643.33				1,143,576,643.33
	133,199,685.07				133,199,685.07
	54,000,000.00				54,000,000.00
	173,129,481.80				173,129,481.80
	1,150,525,662.69				1,150,525,662.69
	328,712,980.53				328,712,980.53
	32,142,657.21				32,142,657.21
	62,531.25				62,531.25

1

1

2017 06 30

5%

3,125 992.26

2

**1**

**2**

**3**

**4**

**5**

**6**

7

8

9

1

			2,000,000,000.00	19.69%	19.69%
			9,000,000,000.00	4.77%	4.77%

24.4561%

2

3

4

	5%
	5%

5

6

7

	300,000.00	
	366,234.00	180,034.00
	273,251.70	246,564.19
	235,947.33	
	94,182.20	47,564.04
	60,000.00	
	60,000.00	
	60,000.00	

---

8

1

2

3

4

5

1

	2017	2018	2019	2020	2021
--	------	------	------	------	------

3

1

2

3

4

1

1

2

2

3

1

2

4

5

6

1

2

3

4

7

8

1

1

---


---

3	4	8,783,105.12	3,952,397.31	45.00%
4	5			

2

1



**2**

495,857.42

0.00

**3**

**4**



7

8

3

	1,055,354,442.39		1,055,354,442.39	759,237,235.39		759,237,235.39
	1,055,354,442.39		1,055,354,442.39	759,237,235.39		759,237,235.39

1

	44,950,000.00			44,950,000.00		
	350,000,000.00			350,000,000.00		
	364,287,235.39	296,117,207.00		660,404,442.39		
	759,237,235.39	296,117,207.00		1,055,354,442.39		

2

3

4

	498,088,984.38	388,193,437.27	586,264,400.74	474,699,398.47
	818,920.27	1,046,255.16	331,217.43	206,616.70

---

	498,907,904.65	389,239,692.43	586,595,618.17	474,906,015.17
--	----------------	----------------	----------------	----------------

**5**

**6**

**1**

	-9,423.77	

3

2017

2017 8 3