

2020



2020 08

)

(

2020	2
	7
	10
	14
	26
	35

AI		Artificial Intelligence
AIoT		AIoT AI + IoT
		PaaS IaaS SaaS
SaaS		Software-as-a-Service
PaaS		Platform-as-a-Service

	10,610,320.58	
	3,119,016.00	

AI

5G AI

AIOT

AI@

AI

2.

5G

2019

5G

2G 3G 4G 5G NB-IoT

CPS

3.

“

4.

FTTX WLAN

AIOT

IDC

1

	2020 6

2

9.26%		15,786.50					4.96%	
100%		16,231.80				-1013.22	5.10%	

AIoT

1

“

AI

1,861,422,632.79

21.39%

1,566,020,588.96

		TCO	CE	UL	JIS	5G	SIM8202G-M2	“	Android
Windows	Linux								
				18				19	16
8	12								

	1,861,422,632.79	2,368,012,121.20	-21.39%	
	1,566,020,558.96	1,970,530,140.43	-20.53%	
	97,581,843.77	114,243,816.24	-14.58%	
	103,906,020.49	108,532,021.81	-4.26%	
	68,292,609.94	68,539,672.81	-0.36%	
	2,624,732.02	6,024,883.06	-56.44%	
	-287,589,630.27	-591,827,529.12	51.41%	
	-69,819,947.94	-109,219,127.92	36.07%	
	1,237,541,648.29	484,782,144.21	155.28%	2020 6



882,064,020.89

-217,023,434.29

506.44%

œ (¾

AI	450,167,701.55	355,038,674.71	21.13%	-33.16%	-37.11%	4.95%
	589,686,521.67					

2

--	--	--	--	--	--	--	--	--	--	--	--	--	--	--

	--	--	28,650,000.00	--	--	--	--	--	--	0.00	-156,883.71	--	--	--
--	----	----	---------------	----	----	----	----	----	----	------	-------------	----	----	----

3

4

5

1

2

6

1

	116,064
	0
	0
	0.00%
2020 6 30	18,121.98

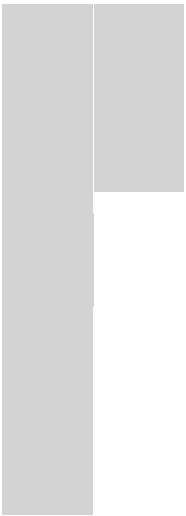
2

	((1)		
--	---	--	-----	--	--



1

2



			0.00	347.22	0.79	9.23	.14	.43
--	--	--	------	--------	------	------	-----	-----

4

5

1



()	()	()		
-----	-----	-----	--	--

2018 5 31

2016 2 4 0305 9182 2016

2017 11 28 3400



1

2

3

4

5

1

73.15				
2019 5 28	“	5,000	3	6%
76.67				
2019 8 28	“	5,000	4	6%
103.56				
		151.05		

	2016 08 13	www.cninfo.com.cn
2019	2020 04 30	www.cninfo.com.cn
	2018 09 22	www.cninfo.com.cn

1

1

2

3

2

0	A2				0
0					

C1		C2	
C3	0	C4	0
A1+B1+C1	500,000.00	A2+B2+C2	13,000.00
A3+B3+C3	460,784.16	A4+B4+C4	39,215.84
A4+B4+C4		12.33%	
D		0	
70% E		0	
50% F		0	
D+E+F		0	

2

3

4

--	--	--	--	--	--	--	--	--	--	--	--	--	--	--

		PPP	2020 01 21						64,99 0.14				2020 01 23	w ww.c ninfo .com. cn 2020- 004

1

2

1

2

3

4

1 2020 2 21

2019

A

2020 3 9 2020

2020

2 22 2020 3 10

<http://www.cninfo.com.cn>

2 2020 6

1



	8,250	8,250	0	0		
	0		62,400,000	62,400,000		2020 12 29
	101,750	101,750	62,400,000	62,400,000	--	--

A	2020 05 28	18.6	62,400,000	2020 06 29	62,400,000		www.cninfo.com.cn A	2020 06 23


62,400,000
374,400,000

62,400,000

2020 6 29

20,151

		16.67%	62,400,000	62,400,000	62,400,000	0		
		5.67%	21,214,497	0	0	21,214,497		
		5.15%	19,278,019	0	0	19,278,019		
12		2.63%	9,834,908	0	0	9,834,908		
		2.56%	9,580,000	1,989,700	0	9,580,000		
		2.06%	7,694,900	0	0	7,694,900		
		1.36%	5,077,465	-6,672,269	0	5,077,465		
5G		1.23%	4,618,361	2,632,061	0	4,618,361		



			2020 01 23	

1

	2020 6 30	2019 12 31
	1,427,904,934.51	505,667,434.71
	1,841,789,072.25	1,759,535,958.36
	18,903,071.73	31,382,993.54
	540,929,949.30	442,372,506.38

	117,893,785.12	97,496,937.75
	6,883,678,009.53	5,658,109,940.35
		11,523,292.42
	8,003,591.57	3,921,418.23
	193,404,475.53	193,404,475.53
	289,277,372.93	306,094,455.47
	23,112,100.49	23,164,458.99
	235,418,669.95	209,812,281.72
	46,911,752.60	70,715,540.43
	515,570,134.79	515,570,134.79
	9,520,125.57	12,017,085.37
	49,377,472.05	48,917,690.11
	5,045,840.70	5,045,840.70
	1,375,641,536.18	1,400,186,673.76
	8,259,319,545.71	7,058,296,614.11
	1,898,679,663.61	1,523,621,762.14
	45,878,158.30	114,243,464.64
	1,635,539,475.96	1,790,430,230.09



	2,129,882,044.26	1,057,215,073.69
	164,200.10	300,390.32
	61,114,511.38	61,114,511.38
	614,262,872.01	669,896,889.83
	3,179,823,627.75	2,100,526,865.22
	43,436,764.65	38,206,525.88
	3,223,260,392.40	2,138,733,391.10

	1,856,287.47	56,039.64
	4,745,053,759.11	3,927,455,719.70
	1,328,227,785.43	936,045,250.03
	2,000,000.00	2,000,000.00
	44,848,876.02	45,671,791.18
	32,028,493.32	33,318,345.83

-	-15,160,258.60	-2,200,067.69
-	593,701.27	
-	-1,212,883.14	695,490.84
	-47,891,408.42	35,733,615.77
	783,940.63	10,664,508.46
	1,852,242.36	3,342,694.04
	-48,959,710.15	43,055,430.19
	2,624,732.02	6,024,883.06
	-51,584,442.17	37,030,547.13

5.		
	-136,190.22	240,844.11
1.		
2.		
3.		
4.		
5.		
6.	-136,190.22	240,844.11
7.		

	9,308,356.48	8,886,343.00
	32,314,556.52	49,382,675.19
	42,112,017.58	50,085,671.23
	2,037,912.48	1,734,167.73
		707,200.00
		-327,634.93
-		
-	-3,379,696.75	-827,270.28
-	-595,244.54	
-		416,647.86
	-10,805,267.40	-34,910,528.88

2.		
3.		
4.		
5.		
1.		
2.		
3.		

	33,104,495.10	33,289,619.92
	120,521,108.83	53,517,045.10
	1,915,071,360.96	2,547,358,645.89
	1,628,992,008.10	2,444,825,100.93
	281,280,104.43	343,092,574.49
	53,898,470.23	103,607,540.64
	238,490,408.47	247,660,958.95
	2,202,660,991.23	3,139,186,175.01
	-287,589,630.27	-591,827,529.12

	3,900,000.00	2,000,000.00
	7,402,243.66	
	72,898,998.12	109,485,825.78
	-69,819,947.94	-109,219,127.92
	1,134,624,988.80	
	1,648,903,916.08	1,737,531,485.65
	3,716,048.95	
	2,787,244,953.83	1,737,531,485.65
	1,335,167,890.03	1,195,757,569.79
	48,235,415.51	45,175,576.74
	166,300,000.00	11,816,194.91
	1,549,703,305.54	1,252,749,341.44
	1,237,541,648.29	484,782,144.21
	1,931,950.81	-758,921.46
	882,064,020.89	-217,023,434.29
	331,291,812.58	380,893,156.10
	1,213,355,833.47	163,869,721.81

6

	2020	2019
--	------	------

	2,482,420,898.16	2,052,215,737.58
	2,815,401,655.60	2,492,045,011.82
	137,906,400.17	421,220,772.55
	43,964,609.73	52,379,279.55
	12,472,107.87	

	,00
	0,0
	00.
	00

	,00				7,21		074.		40,7		334,		0,06	1,652	,569,
	0,0				5,13		04		32.1		858.		7,79	.93	451.2
	00.				4.12				0		04		8.30		3
	00														

											00.0 0		00.0 0		.00
1															

	00														
--	----	--	--	--	--	--	--	--	--	--	--	--	--	--	--

8

	2020													

4												
1												

	2019											
	312, 000, 000. 00			1,223, 597,8 52.13					60,34 0,732 .10			

21	2017 8 22				
		1,560		33,555.60	5%
			7,702.50		24.6875% 2017 9
5	2018 6 13				
	2020 6 29				
			[2019]2558		18.60
		(A)6,240		1.00	
37,440					

32		
33	33	

4

5

“

8

9

1)

1

2

3

2019 1 1

2)

2019 1 1

1

2

3

4

5

6

2019 1 1

1

2

3

4

5

3)

1

2

1

2

4)

5)

6)

2019 1 1

12

30

11

12

1)

100

2)

1	
2	
1	
2	

	(%)	(%)
1 1		
6		
7-12	5.00	5.00
1 2	10.00	10.00
2 3	25.00	25.00
3 4	45.00	45.00
4 5	65.00	65.00
5	100.00	100.00

3)

100

2)

“ 10 6

17

1

2

3

1

2

18

19

20

21

22

1)

2)

1

2

3)

1

2

23

24

1

1

2

3

2

í



		5		20%
		10		10%
		8		12.5%
		5		20%

		%	%
	30		3.33
	5		20.00
	10		10.00
	8		12.50
	5		20.00

3

25

26

1)

1

2

3

2)

3)

3

4)

4

35

40

(1)

41

/

42

1

2

43

44

1

2017 7 5 14		
2017 22 2020		
1 1		

14 — 2017
2017 14 — () () 2020
1 1

2

3 2020

	2019 12 31	2020 01 01	
	505,667,434.71	505,667,434.71	

	1,759,535,958.36	1,759,535,958.36	
	31,382,993.54	31,382,993.54	
	442,372,506.38	442,372,506.38	

	515,570,134.79	515,570,134.79	
	12,017,085.37	12,017,085.37	
	48,917,690.11	48,917,690.11	
	5,045,840.70	5,045,840.70	
	1,400,186,673.76	1,400,186,673.76	
	7,058,296,614.11	7,058,296,614.11	
	1,523,621,762.14	1,523,621,762.14	
	114,243,464.64	114,243,464.64	
	1,790,430,230.09	1,790,430,230.09	
	125,623,123.38	19,561,290.68	-106,061,832.70
		106,061,832.70	106,061,832.70
	47,831,637.45	47,831,637.45	
	70,154,932.98	70,154,932.98	
	800,021,504.69	800,021,504.69	
	124,918,445.13	124,918,445.13	
	4,596,845,100.50	4,596,845,100.50	







18,

	56,833,749.89	56,833,749.89	
	3,119,337,779.66	3,119,337,779.66	
	312,000,000.00	312,000,000.00	

	16.5%

2

1) 2017 8 17

GR201744200699

15%

2017

2017 2019 15%

2020

2) 2018 11 29

GR201841000895

2018

15%

2018 2020 15%

3) 2018 11 28

GR201844001127

2018

15%

2018

2020 15%

4) 2014 12 10

“ [2014]256

“

2015 11

2015

“

5) 2014 5 12

2014 129

2011

7 27

[2011]58

2011 1 1 2020 12 31

15% 2014 5 22

2013 1 1 2020 12 31 15%

6) 2015 5 19

2015 30

2011 7 27

[2011]58

2011 1 1 2020 12 31

15% 2017 2 16

2016 1 1 2020 12 31 15%

7) 2018 11 02

GR201831000947

2018

15%

2018 2020 15%

8) 2019 10 28

GR201931002008

2019

15%

2019 2021 15%

9) (2000

- 18) 2020
2020 10%
- 10) 2019 68
2012 27
2016 49 2018
- 11) 2019 12 9
GR201944202901
2019 15%
2019 2021 15%

3

1

	192,007.03	228,057.03
	1,213,163,826.44	331,063,755.55
	214,549,101.04	174,375,622.13
	1,427,904,934.51	505,667,434.71
	28,244,539.87	6,905,139.26

	187,109,694.32	144,163,193.54
	8,135.15	2,705,178.18
	27,431,271.57	27,507,250.41
	214,549,101.04	174,375,622.13

	1,983,330,403.16	141,541,330.91	7.14%
	1,983,330,403.16	141,541,330.91	--

			%
1	1,517,561,834.75	32,450,750.98	2.14

0-6

2

	138,287,750.67	12,623,784.20	491,639.29	463,688.74		149,956,206.84
	138,287,750.67	12,623,784.20	491,639.29	463,688.74		149,956,206.84

5

6

6

	18,903,071.73	31,382,993.54
	18,903,071.73	31,382,993.54

7

1

1	397,852,514.28	73.55%	382,401,523.65	86.44%
1 2	125,253,637.05	23.16%	35,668,073.59	8.06%
2 3	13,487,328.14	2.49%	16,465,386.78	3.73%
3	4,336,469.83	0.80%	7,837,522.36	1.77%
	540,929,949.30	--	442,372,506.38	--

1

2

	69,518,763.68	12.85%

26,305,078.33

2020 6 30	30,596,692.17			30,596,692.17
-----------	---------------	--	--	---------------

1	1			247,847,011.02
	0-6			221,189,708.83
	7-12			26,657,302.19
1	2			79,796,320.88
2	3			29,587,607.85
3				25,432,836.48
3	4			13,020,952.64
4	5			5,770,103.74
5				6,641,780.10
				382,663,776.23

3

	27,947,440.46	2,780,987.87	64,136.16	67,600.00		30,596,692.17
	27,947,440.46	2,780,987.87	64,136.16	67,600.00		30,596,692.17

4

	67,600.00

5

		25,227,940.32	0-5	6.59%	2,036,585.38
		16,603,738.22	0-5	4.34%	1,788,224.06
		13,619,402.78	0-5	3.56%	5,012,183.43
		10,000,000.00	2-3	2.61%	
		8,333,333.00	1-2	2.18%	
	--	73,784,414.32	--	19.28%	8,836,992.87

6

7

8

9

1

	600,455,117.09	12,464,410.41	587,990,706.68	472,981,867.40	12,232,576.43	460,749,290.97
	242,770,514.91	3,364,746.87				

	82		25	7		74
--	----	--	----	---	--	----

2

	12,232,576.43	2,061,632.69		1,829,798.71		12,464,410.41
	3,343,221.01	246,154.84		224,628.98		3,364,746.87
	26,253,706.90	581,298.35		1,767,552.89		25,067,452.36
	2,944,517.49	43,932.34		1,115.90		2,987,333.93
	44,774,021.83	2,933,018.219				

	3,234,237.08	740,908.24
	5,031,457.84	52.41
	5,315,770.92	
	117,893,785.12	97,496,937.75

14

15

16

1

				907,721.31		907,721.31	
2019 -2021				878,957.08		878,957.08	
EMC							
2018 -2023				794,533.58		794,533.58	
2018-2024				3,677,020.12		3,677,020.12	
2019--2024				76,224.92		76,224.92	
EMC							
2018-2024				201,793.00		201,793.00	

				2,815,232.95		2,815,232.95	
2018-2020				314,889.92		314,889.92	
IDC				1,039,804.75		1,039,804.75	
				202,538.55		202,538.55	
IMS/				196,126.32		196,126.32	
2018 -2023				25,530.64		25,530.64	
18-22				392,919.28		392,919.28	
				11,523,292.4 2		11,523,292.4 2	--

2

3

17

	((



Ayla Networks, Inc						
Cathay Tri-Tech., Inc						

3					
3.		7,183,383.89	1,264,638.65	1,418,652.11	9,866,674.65
1		7,183,383.89	1,264,638.65	1,418,652.11	
	81,962,354.04	377,777,735.46	24,407,340.82	49,379,767.21	533,527,197.53

2.	73,985,803.29	212,341,345.00	8,418,956.71	11,348,350.47	306,094,455.47
----	---------------	----------------	--------------	---------------	----------------

2

3

4

5

6

22

	23,112,100.49	23,164,458.99
	23,112,100.49	23,164,458.99

1

	23,112,100.49	23,112,100.49	23,164,458.99	23,164,458.99		

-

IT		138,67 9.24			69,339 .62	69,339 .62						

22,935


22,935

,779.7

,779.7

5

5



25

26

1

1							
4.		8,537,831.08	14,415,836.9 8	29,484,784.9 3	23,073,930.5 9	27,129,520.6 8	102,641,904. 26
1.							
2.							
1							
3.							
1							
4.							
1.		16,646,553.9 0	42,160,587.6 9	78,137,919.9 3	42,456,342.8 5	56,017,265.5 8	235,418,669. 95
2.		17,867,439.7 6	36,802,502.5 9	83,517,290.1 9	46,465,261.3 5	25,159,787.8 3	209,812,281. 72

2


27

	70,715,540 .43						

	70,715,540 .43	31,910,570 .98			50,116,974 .46	5,597,384. 35		46,911,752 .60

28

1



	9,552,542.37					9,552,542.37
	7,028,439.33					7,028,439.33
	6,812,083.35					6,812,083.35
	3,026,274.91					3,026,274.91
	2,506,874.32					2,506,874.32
	1,846,140.17					1,846,140.17
	524,583.48					524,583.48
	73,026,920.56					73,026,920.56

29

	8,295,529.65	374,506.71	1,428,479.71		7,241,556.65
	3,721,555.72	132,750.99	1,575,737.79		2,278,568.92
	12,017,085.37	507,257.70	3,004,217.50		9,520,125.57

30

/

1

		188,493,255.97	32,308,824.80	179,737,283.27	30,962,014.95

2

	77,522,200.48	12,786,784.12	82,042,634.89	14,072,717.03
	77,522,200.48	12,786,784.12	82,042,634.89	14,072,717.03

3

		49,377,472.05		48,917,690.11

31

	696,950.70		696,950.70	696,950.70		696,950.70
	4,348,890.		4,348,890.	4,348,890.		
	00		00	00		

9.

2020

0003

		15,000,000.00	12,680,584.19
		25,000,000.00	24,999,407.18
		140,000,000.00	128,432,250.02

1	942,355,766.03	1,046,758,684.89
1	693,183,709.93	743,671,545.20
	1,635,539,475.96	1,790,430,230.09

2 **1**

	15,845,803.73	
	10,732,714.88	
	10,059,802.24	
	8,620,943.40	
	8,551,276.57	
	53,810,540.82	--

37

1

1	13,168,594.32	5,255,536.81
1	6,275,360.51	14,305,753.87
	19,443,954.83	19,561,290.68

2 **1**

38

	133,580,806.97	106,061,832.70
	133,580,806.97	106,061,832.70

39**1**

	46,376,170.83	303,580,027.07	312,044,424.96	

2

1

--	--	--

46

1

2

3

4

47

48

	247,586,427.89	247,311,655.59
	5,000,000.00	5,000,000.00
	252,586,427.89	252,311,655.59

1

	20,934,373.09	28,637,682.98
	424,761.01	616,036.97
	226,652,054.80	218,673,972.61
	247,586,427.89	247,311,655.59

2

	5,000,000.00			5,000,000.00	
	5,000,000.00			5,000,000.00	--

19	-48,261.	164,20
22	39	0.10
19	-48,261.	153,84
22	39	7.24
		10,352
		.86
19	-48,261.	164,20
22	39	0.10

61,114,511.38



	614,262,872.01	669,896,889.83
--	----------------	----------------

1)		0.00
2)	0.00	
3)	0.00	
4)		0.00
5)	0.00	

61

	1,822,717,438.42	1,538,375,849.37	2,332,132,758.16	1,941,042,332.12
	38,705,194.37	27,644,709.59	35,879,363.04	29,487,808.31
	1,861,422,632.79	1,566,020,558.96	2,368,012,121.20	1,970,530,140.43

AI	1,861,422,632.79	1,566,020,558.96	2,368,012,121.20	1,970,530,140.43
AI	450,167,701.55	355,038,674.71	673,496,949.14	564,498,079.09
	589,686,521.67	496,183,648.05	682,238,716.32	590,618,623.05
	258,043,961.36	209,659,438.81	378,954,959.15	276,812,878.73
	563,524,448.21	505,138,797.39	633,321,496.59	538,600,559.56
	1,861,422,632.79	1,566,020,558.96	2,368,012,121.20	1,970,530,140.43

62

	1,295,452.85	2,946,686.48
	939,872.23	2,690,572.71
		1,371,321.65

65

	50,918,290.99	32,123,368.23
	3,512,970.63	6,546,714.05
	4,232,915.01	3,669,578.80
	2,450,490.10	1,247,803.02
	14,711,777.68	7,581,903.02
	2,406,210.43	2,554,272.11
	2,336,572.43	3,432,497.70

	2,798,362.96	
	62,630.69	
	400,000.00	
	27,195.92	
	90,500.00	
	221,000.00	
	2,030,000.00	
	3,000.00	
2018	400,000.00	
	1,050,000.00	
2019	3,627,800.00	
	1,724,755.32	
	10,983.15	
	2,654,000.00	

	-1,212,883.14	695,490.84
--	---------------	------------

74

	398,400.00	10,243,048.00	398,400.00
	385,540.63	421,460.46	385,540.63
	783,940.63	10,664,508.46	783,940.63

								/
							1,473,000.00	
							125,000.00	
2019							402,000.00	
2018							2,000.00	
							50,000.00	
2019							640,000.00	

711,000.00

2019								
5G							400,000.00	
A							125,000.00	
2018								
							186,500.00	

2018

2

	128,832,319.16	231,768,367.13
	109,658,089.31	15,892,591.82
	238,490,408.47	247,660,958.95

3

4

	7,402,243.66	
	7,402,243.66	

5

	3,716,048.95	
	3,716,048.95	

6

		717,594.91
	166,300,000.00	2,700,000.00
		8,398,600.00
	166,300,000.00	11,816,194.91

79

1

1	--	--
	-51,584,442.17	37,030,547.13
	14,566,557.33	2,200,067.69

	1,213,355,833.47	163,869,721.81
	331,291,812.58	380,893,156.10
	882,064,020.89	-217,023,434.29

2

3

	0.00
	0.00
	202,343.66
	202,343.66
	-202,343.66
	-202,343.66

2019

70%

50%

4

	1,213,355,833.47	331,291,812.58
	192,007.03	228,057.03
	1,213,163,826.44	331,063,755.55
	1,213,355,833.47	331,291,812.58

80

81

	214,549,101.04

	214,549,101.04	--
--	----------------	----

82**1**

	--	--	51,576,349.13

	40,339.13	0.9134	36,845.76
			45,997,677.06
	6,497,305.89	7.0795	45,997,677.06

2

83

84

1

	14,400.00	-	14,400.00
2020	384,000.00	-	384,000.00
	962,419.17		962,419.17
	347,935.31		


--	--	--	--

85

1

2

4



The image shows a large grey rectangular area that appears to be a redaction or a placeholder for a table. It is positioned in the upper left quadrant of the page. The grey area is composed of several vertical columns, suggesting a table structure. In the rightmost column, there is a small white rectangular area, which could be a missing cell or a specific data point. The rest of the page is blank white space.

6

1

1



					99.00%	
					73.84%	
()				0.01%	99.99%	
					100.00%	
					73.84%	
					100.00%	
					80.00%	

					70.00%	
				100.00%		
					100.00%	
				100.00%		
					73.84%	

4

5

2

1

2

3

1

1 2
6

	9,298,568.31	8,078,800.31
	4,891,385.17	3,235,963.84
	0.00	
	4,891,385.17	3,235,963.84
	4,407,183.14	4,842,836.47
		2,421,418.24

-	36,845.76	652,935.49
-	45,997,677.06	153,452.68
	570,469,407.15	261,805,009.42

3

3.

	1	1-3	3	-1	1-5	5	
	1,427,904,934.51						1,427,904,934.51
	1,841,789,072.25						1,841,789,072.25
	18,903,071.73						18,903,071.73
	540,929,949.30						540,929,949.30
	352,067,084.06						352,067,084.06
	4,181,594,111.85						4,181,594,111.85
	1,898,679,663.61						1,898,679,663.61
	45,878,158.30						45,878,158.30
	1,635,539,475.96						1,635,539,475.96
	19,443,954.83						19,443,954.83
	38,958,568.69						38,958,568.69
	855,469,499.86						855,469,499.86
	4,493,969,321.25						4,493,969,321.25

1

2

3

4

5

6

7

8

9

1



4

	80,000,000.00	2020 01 19	2021 01 18	

	7,700,000.00	2019 07 29	2020 05 31	
	10,000,000.00	2019 07 30	2020 05 31	
	3,000,000.00	2019 09 18	2020 05 31	
	50,000,000.00	2019 12 25	2020 05 31	
	100,000,000.00	2020 01 16	2020 01 20	

6

1

4

8

1

1

2

2

3

1

2

4

5

6

1

2

3

4

7

8

1

1

54,030, 118.16	9.28%			54,030, 118.16	50,457, 457.97	8.73%				

	528,022,946.45	44,040,029.10	8.34%
	528,022,946.45	44,040,029.10	--

			%
1	390,475,511.88	8,185,481.68	2.10
0-6	226,765,878.21		
7-12	163,709,633.67	8,185,481.68	5.00
1	390,475,511.88	8,185,481.68	2.10
1-2	82,884,125.23	8,288,412.52	10.00
2-3	18,497,906.46	4,624,476.62	25.00
3-4	18,949,247.58	8,527,161.41	45.00
4-5	8,004,738.39	5,203,079.95	65.00
5	9,211,416.91	9,211,416.91	100.00
	528,022,946.45		

	41,133,123.07	2,906,906.03				44,040,029.10
	41,133,123.07	2,906,906.03				44,040,029.10

3

4

	85,224,401.68	14.64%	2,414,464.02
	81,279,629.89	13.96%	7,748,454.56
	79,164,128.87	13.60%	7,391,909.77
	76,641,943.06	13.17%	3,832,097.15

	4,809,262.79	913,555.79
	3,033,056,313.02	2,793,594,867.10

2

)				
--	---	--	--	--	--

)

	321,926,301.19	231,125,018.13	304,659,261.40	214,881,646.74
--	----------------	----------------	----------------	----------------

5

		-327,634.93
		-327,634.93

6

1

[Redacted]

[Redacted]

	-2.68%	-0.1783	-0.1783

2020