

2019

SUNSEA AIOT

智慧连接万物

2019 08

()

..... 2

..... 7

..... 10

..... 12

..... 21

..... 30

..... 34

..... 35

..... 36

..... 37

..... 157

		IaaS SaaS PaaS
SaaS		Software-as-a-Service
PaaS		Platform-as-a-Service SaaS

			002313

	2,368,012,121.20	1,828,384,361.49	29.51%
	43,193,978.23	49,147,231.79	-12.11%
	34,720,299.53	42,768,792.39	-18.82%
	-591,827,529.12	-504,393,731.95	-17.33%
/	0.1384	0.1575	-12.13%
/	0.1384	0.1575	-12.13%
	2.08%	2.45%	-0.37%
	7,562,853,014.58	6,885,899,498.76	9.83%
	2,065,702,620.64	2,030,067,798.30	1.76%

	1,659,007.68	
	6,194.88	
	8,473,678.70	--

1

1

1

AI AIoT
+
AIoT 5G AIoT
5G

1

2

AIOT

AIoT

" + "
5G

5G

AIoT

PCBA

3

5G

5G

POS

2019 2

MWC 2019

5G

5G

MWC2019

5G

6

5G

5G

5G

5G

5G

5G CPE

5G

5G

5G

5G

PCBA

SaaS

	108,532,021.81	108,135,365.07	0.37%	
	68,539,672.81	29,462,981.33	132.63%	
	6,024,883.06	1,605,166.94	275.34%	
	-591,827,529.12	-504,393,731.95	-17.33%	
	-109,219,127.92	-		

|

		1,155,116,702.14	14.80%	127.41%	119.83%	2.94%
		815,413,438.29	19.45%	-17.85%	-15.91%	-1.86%
	1,355,735,665.46	1,155,116,702.14	14.80%	127.41%	119.83%	2.94%
	633,321,496.59	538,600,559.56	14.96%	-8.97%	-7.41%	-1.42%

	4,651,939.65	0.06%	0.00	0.00%	0.06%	
	290,468,138.10	3.84%	285,321,944.75	5.31%	-1.47%	
	2,128,199.68	0.03%	0.00	0.00%	0.03%	
	1,430,193,238.68	18.91%	999,633,838.89	18.59%	0.32%	
	98,395,477.58	1.30%	50,000,000.00	0.93%	0.37%	
	743,938,137.98	9.84%	357,254,367.79	5.19%	4.65%	

2

3

2

			338,246,418	2,465,673,212.3	857,400,782	633,321,496.5	37,594,404.10	36,282,569.65
			.00	9	.76	9		
			50,000,000.	2,192,000,014.3	10,476,154.	1,025,566,506	25,232,104.61	22,725,998.22
			00	6	12	.02		
			100,000,000	774,449,854.87	453,280,733	611,000,199.6	21,558,346.07	25,783,539.91
			.00		.21	9		
			100,000,000	165,662,125.71	59,307,800.	92,477,876.10	12,410,400.88	9,307,800.66
			.00		66			
			200,000,000	109,455,465.60	13,011,081.	55,356,720.12		
			.00		14			

1

2019		26.75%	2019 05 06	2019 05 07	2019 2019-038
2018		26.80%	2019 05 14	2019 05 15	2018 2019-039

2

F7kX §=F7·X

—P

“ ”

()			()	()	()		
				2018 5 31			
					2016		
				0305	9182		
	3,400				3400		
	600						

				140			
				140			
	140			2015	5	1	
			455				
	455			455.0665			

1

2016 12 26

2016

<

>

2016 12 26

2016

12 10

www.cninfo.com.cn

A

1

2017 5 18

1

19,278,019

21.49 /

6.1789%

2017 5 19

2017-017

2

2018 4 4

2018

<

>


2018

	12						56.46	100.00 %	300			-	

3

2

1



2

1

2019 4 17				2019-022	2019
A	2019 5 7	2019			2019-038
	A		2019 5 28	A	
	2019-040	2019 7 9		<	
>	2019-046	2019 7 25			
2019-050					

www.cninfo.com.cn

2019 4 24	"	"	100%	"	"
100%			100%	36,000	"
				www.cninfo.com.cn	"

2

--	--	--	--	--	--	--

	12		9,834,908		9,834,908
			7,694,900		7,694,900
			7,584,100		7,584,100
1	21		3,249,120		3,249,120
			2,527,021		2,527,021
	-019L-FH002		2,155,717		2,155,717
10			-	-	-
10	10			12	
10			16,832,776		
	4		6,065,300		2,527,021

10

10

10

10

			12,000	0	0	12,000	0	0	0



	329,234,301.53	367,353,068.02
	5,475,726,824.77	4,828,330,047.53
	312,000,000.00	312,000,000.00
	1,057,215,134.12	1,057,215,134.12
	417,918.15	177,074.04
	60,340,732.10	60,340,732.10

	941,329.74	
	200,330,809.23	242,081,499.10
	1,079,196.49	10,656.51
	3,516,693,687.24	3,008,093,953.87

	1,223,597,852.13	1,223,597,852.13
	60,340,732.10	60,340,732.10

	4,670,352.33	5,740,505.00
	-327,634.93	

1.		
2.		
3.		
4.		
5.		
	240,844.11	
1.		
2.		
3.		
4.		
5.		
6.		
7.		
8.	240,844.11	
9.		

4

	2019	2018
	304,659,261.40	531,494,974.01
	214,881,646.74	417,665,422.19
	2,363,564.14	1,420,907.84
	46,922,129.97	51,053,092.85
	17,102,373.89	21,779,032.06
	8,886,343.00	20,199,646.92
	49,382,675.19	28,536,433.98
	50,085,671.23	28,426,100.72
	1,734,167.73	3,074,800.76
	707,200.00	1,447,000.00
	-327,634.93	
-		
-	-827,270.28	-5,621,841.15
-	416,647.86	-66,459.53
	-34,910,528.88	-13,400,862.51
	2.8.11 10€MC	

	-33,622,863.78	-7,352,032.06
	-33,622,863.78	-7,352,032.06

--	--	--

5

	2019	2018
	2,460,551,980.87	1,692,958,031.64

	247,660,958.95	220,652,405.58
	3,139,186,175.01	2,297,584,396.03
	-591,827,529.12	-504,393,731.95
		197,691,627.40
	266,697.86	647,161.62
	266,697.86	198,338,789.02
	107,485,825.78	10,149,733.08
	2,000,000.00	373,330,358.40
		396,373,579.44
	109,485,825.78	779,853,670.92

	484,782,144.21	613,151,513.45
	-758,921.46	-10,946,474.61
	-217,023,434.29	-483,703,575.01
	380,893,156.10	815,815,340.95
	163,869,721.81	332,111,765.94

6

	2019	2018
	427,054,912.43	638,334,293.01
	12,774,361.81	1,068,120.55
	2,052,215,737.58	784,039,283.92
	2,492,045,011.82	1,423,441,697.48
	421,220,772.55	563,082,956.74
	52,379,279.55	59,194,678.68
	19,803,424.11	32,875,970.95
	2,411,736,241.50	1,440,561,718.86
	2,905,139,717.71	2,095,715,325.23
	-413,094,705.89	-672,273,627.75

672,0 MC / P -

--	--	--

2															
3															
4															
5															

	00,00				361,51		.37		,732.1		7,811.		290,10	432.19	29,542.
	0.00				2.19				0		17		9.83		02
					221.20						38,227		38,227	18,344,	56,571,
											,231.7		,452.9	530.63	983.62
											9		9		

3



											-33,622,863.78		-33,622,863.78
1													
2													
3													
4													
											-7,800,000.00		-7,800,000.00
1													
2											-7,800,000.00		-7,800,000.00
3													
1													
2													
3													

|

2

											-10,920,000.00		-10,920,000.00
1													
2													

2007 4 11	[2007]663			
2006 12 31	6,000	7,500	7,500	

198 17 1701
2019 8 26

2019 6 30

1		
2		
3		
4		
5		
6		
7		
8		
9		
10		
11		
12		
13		
14		
15		
16		
17		
18		
19		
20		
21		
22		

23	()	
24		
25		
26		
27		
28		
29		
30		
31		
32		
33		
34		
35		
36		
37		
38	()	
39	()	
40		
41		
42		
43		
44		
45		
46		
47		
48		

“ ”

“ ”

1

2

1 1 12 31

3

12

4

5

6

1.

2.

1

2

3

7

1

3

4

5

8

9

1.

2.

10

1.

2019 1 1

1

2

3

2019 1 1

2.

2019 1 1

1

2

4

5

3.

1

2

1

2

4.

2019 1 1

12

30

2019 1 1

1

2

11

12

1.

100

2.

1	
2	
1	
2	

	(%)	(%)
--	-----	-----

1	1		
	6		
	7-12	5.00	5.00
1	2	10.00	10.00
2	3	25.00	25.00
3	4	45.00	45.00
4	5	65.00	65.00
5		100.00	100.00

3.

100

13

14

15

1.

2.

3.

4.

5.

16

17

18

19

20

21

22

1.

2.

1

2

3.

1

2

,ñG w'fî;) Ÿ G w'f.íĎ

3

2

2.

		50	

32

33

34

1

2

1

/

/

4

35

36

37

38

39

1.

2.

3.

42

1

2

43

44

1

20[<D511D1>26<1B6FF3C7>18EMC /P <</MCID 4>> BDC BT1 0 6F1 10.56 T372 re8 refWn /P <</MCID 36>1 790.54 Tr



	191,404,515.53		-191,404,515.53
	1,288,258.11	1,288,258.11	
	4,979,574.58	4,979,574.58	



	1,057,215,134.12	1,057,215,134.12	
	177,074.04	177,074.04	
	60,340,732.10	60,340,732.10	

	13,905,756.38	13,905,756.38	
	8,639,909.42	8,639,909.42	
	1,818,432.31	1,818,432.31	
	845,103,010.08	845,103,010.08	
	8,255,059.43	8,255,059.43	

	60,340,732.10	60,340,732.10	
	261,419,765.63	261,419,765.63	
	1,857,358,349.86	1,857,358,349.86	
	4,381,363,706.40	4,381,363,706.40	

4

45

1

		17% 16% 11% 10% 6% 5% 3%
		7% 5% 1%
		25% 16.5%
		3%
		2%
	70%	1.2%

	16.5%

2

1. 2017 8 17

GR201744200699

2017

15%

2017 2019

15%

2. 2017 11 28

GR201742000051

2017

		15%		2017	2019	15%	
3.	2018 11 29		GR201841000895				2018
		15%		2018	2020	15%	
4.	2018 11 28		GR201844001127				2018
		15%		2018	2020	15%	
5.	2016 11 21		GR201644201728				2016
		15%			2016	2018	15%
2019							
6.	2014 12 10						:
			[2014]256				
	2015 11			2015			
7.	2014 5 12						
	2014 129				2011 7 27		
			[2011]58		2011 1 1		

	185,877,591.49	171,378,720.86
	349,747,313.30	552,271,876.96
	11,907,760.88	10,119,797.90

	156,023,325.25	104,433,978.63
	4,700,000.00	1,876,989.54
	25,154,266.24	65,067,752.69
	185,877,591.49	171,378,720.86

2

3

4

1

	5,676,566.15	4,386,550.00
	5,146,510.50	3,690,031.57
	10,823,076.65	8,076,581.57

2

99.51%	92,796,175.55	5.45%	1,608,975,398.78
100.00%	97,003,613.52		1,613,182,836.74

4 5	26,456,843.63	17,196,948.36	65.00
5	20,874,623.86	20,874,623.86	100.00
	2,038,583,928.08	93,385,846.07	

1	1	1,753,955,797.52

4

		(%)	
	361,455,920.00	17.66	0
	92,477,876.10	4.52	0
	80,000,000.00	3.91	4,000,000.00
	54,690,198.38	2.67	0
	41,421,383.11	2.02	0
	630,045,377.59	30.78	4,000,000.00

5**6****6****7****1**

		743,938,137.98	--	357,254,367.79	--
--	--	----------------	----	----------------	----

1

2

		37,078,269.52	4.98%
		31,145,001.45	4.19%

3

1

	134,024,513.78	126,475,939.06
	111,249,152.91	104,464,903.21
	44,267,226.49	36,410,119.07
	18,582,654.94	6,908,677.13
	308,123,548.12	274,259,638.47

2

	12	()	()	
2019 1 1		20,932,481.01		20,932,481.01

1

	439,726,418.42	7,045,853.37	432,680,565.05	348,930,706.42	7,045,853.37	341,884,853.05
	120,133,769.15	1,118,851.16	119,014,917.99	109,695,538.09	1,118,851.16	108,576,686.93
	2,849.59		2,849.59	60,540.58		60,540.58
	1,629,475,410.95	14,863,620.81	1,614,611,790.14	1,591,713,651.79	14,863,620.81	1,576,850,030.98
	517,957,700.56	51,164,808.80	466,792,891.76	616,505,023.19	51,164,808.80	565,340,214.39
	2,503.42		2,503.42	1,149,564.86		1,149,564.86
	69,913,299.13	9,462,338.92	60,450,960.21	73,767,019.65	9,462,338.92	64,304,680.73
	2,777,211,951.22	83,655,473.06	2,693,556,478.16	2,741,822,044.58	83,655,473.06	2,658,166,571.52

4

2

	7,045,853.37				7,045,853.37
	1,118,851.16				

	4,489,241,574.92
	966,770,600.59
	14,863,620.81

	3,154,914.86	
	112,390,480.97	54,936,586.88

14

15


16

1

2018-2020	419,853.22		419,853.22	524,816.53		524,816.53	
IMS/	217,139.86		217,139.86	238,153.39		238,153.39	
2018 -2023	28,789.87		28,789.87	32,049.10		32,049.10	

18-22	443,079.18		443,079.18	493,239.09		493,239.09	
2018 -2023	889,877.61		889,877.61				
2019 2024 EMC	83,722.45		83,722.45				

2018-2024



	4,979,574			-327,634.						4,651,939	
	.58			93						.65	

19

20

1

2.				
1				
3				
1				
2				
4.				
1.	47,365,683.01			47,365,683.01
2.	46,586,429.32			46,586,429.32

2

3

21

		290,411,769.61		290,411,769.61
		56,368.49		56,368.49
		290,468,138.10		290,468,138.10

1

1.	278,391,450.94	240,800,821.00	24,676,065.31	41,521,750.78	585,390,088.03

3

4

5

6

	56,368.49	56,368.49
	56,368.49	56,368.49

--	--	--	--	--	--	--	--	--	--	--	--	--	--

1.	36,285,145.00								
----	---------------	--	--	--	--	--	--	--	--

	40,820,000.00					40,820,000.00
	20,947,828.86					20,947,828.86
	16,616,716.74					

29



3

--	--	--	--	--

32

1

		500,000.00
	1,218,193,238.68	745,000,000.00
	212,000,000.00	388,000,000.00
	1,430,193,238.68	1,133,500,000.00

2

0.00

1.
500

2018 7 27 2019 7

0498016

0498026001

	2019 5 14	10,000	2019 5 14	2020 5 12	
13.			2019	0027	3,000
	2019 3 26	2019 9 26			
14.			2019	0028	5,000
	2019 4 4	2020 4 4			
15.			2019	000044	
35,000		2019 3 26	10,000	2019 3 26	2020 3 26
16.			2019	000044	
35,000		2019 3 28	10,000	2019 3 28	2020 3 28
17.			1510201803160028		
1510201803160028-1		2019 4 4	5,000	2019 4 4	2020 3 21
18.		82212019280015		8,000	2019 1 24
	2020 1 23				
19.			SZ02DR201900001		10,000 (
2,000	2019 5 09	2020 5 08			
20.			EWCN/2019/CN0025		5,000
	2019 5 22	2020 5 22			
21.	0				

36

1

1	1,663,221,453.06	1,542,227,076.71
1	611,751,818.17	718,773,559.26
	2,274,973,271.23	2,261,000,635.97

2

1

	18,339,582.48	

	966,770,600.59
	14,863,620.81
	3,826,536,764.56
	1,614,611,790.14

38

39

1

	48,415,044.50	354,295,206.83	374,891,449.59	27,818,801.74
	783,377.64	20,651,956.80	20,590,269.28	845,065.16
		3,059,687.44	3,017,301.82	42,385.62
	49,198,422.14	378,006,851.07	398,499,020.69	28,706,252.52

2

1	47,565,246.14	330,893,738.14	351,663,968.00	26,795,016.28
2	52,800.00	247,344.92	247,344.92	52,800.00
3	356,258.36	14,132,619.16	14,039,766.06	449,111.46
	313,923.72	8,403,183.99	8,323,548.56	393,559.15
	18,561.14	316,228.96	324,663.40	10,126.70
	23,773.50	839,153.73	824,325.32	38,601.91
		4,574,052.48	4,567,228.78	6,823.70
4	438,010.00	9,017,497.47	8,936,363.47	519,144.00
5	2,730.00	4,007.14	4,007.14	2,730.00



48,415,044.50

354,295,206.83

1

	1,961,190.60	3,359,480.93
	15,976,517.71	1,152,382.94
		3,781,214.60
	17,937,708.31	8,293,078.47

2**3**

1

	61,622,779.00	58,221,379.00

	209,622,779.00	--
--	----------------	----

42

43

	164,780,624.55	141,427,124.31
	164,780,624.55	141,427,124.31

44

	393,010.00	393,010.00
	393,010.00	393,010.00

		[2013]27	2012	
2	393,010.00	3,930,100.00	2013	10

45

1

	98,395,477.58	

46

1

2

	5,000,000.00			5,000,000.00	
	5,000,000.00			5,000,000.00	--

49

1

2

50

51

	1,179,030.00		196,505.00	982,525.00	
	1,179,030.00		196,505.00	982,525.00	--

									/
--	--	--	--	--	--	--	--	--	---

2012	1,179,030.00			-196,505.00			982,525.00	

52

53

		+ -					
	312,000,000.00						312,000,000.00

54

1

2

55

	1,057,215,134.12			1,057,215,134.12
	1,057,215,134.12			1,057,215,134.12

56

57

	177,074.04	326,191.45				240,844.11	85,347.34	417,918.15
	177,074.04	326,191.45				240,844.11	85,347.34	417,918.15
	177,074.04	326,191.45				240,844.11	85,347.34	417,918.15

58

59

	60,340,732.10		60,340,732.10
	60,340,732.10		60,340,732.10

60

	600,334,858.04	539,557,811.17
+	-	0.00
	600,334,858.04	539,557,811.17
	43,193,978.23	71,697,046.87
	7,800,000.00	10,920,000.00
	635,728,836.27	600,334,858.04

1)			0.00
2)	0.00		
3)	0.00		
4)		0.00	
5)	0.00		

61



	13,329,246.02	7,034,446.35
	10,710,242.75	15,805,909.20
	10,812,045.74	8,623,906.28
	6,871,504.28	8,004,057.48
	6,436,138.44	3,435,882.19
	2,729,272.97	2,175,984.31
	11,334,270.47	8,068,405.26
	114,243,816.24	89,731,481.78

64

	43,141,887.01	42,776,606.36
	17,499,255.62	22,963,024.16
	5,109,201.63	7,384,425.15
	7,582,195.37	6,627,669.38
	3,541,912.48	4,487,663.90

	992,488.51	572,538.34
	854,725.94	

	-327,634.93	
--	-------------	--

69

70

71

72

								/
						1,473,000.00		
						125,000.00		
2019						402,000.00		
2018						2,000.00		
						50,000.00		
2019						640,000.00		
						711,000.00		
2019						400,000.00		

A

600,000.00

	53,517,045.10	95,640,201.61
--	---------------	---------------

3**4**

	163,869,721.81	380,893,156.10
	117,800.60	141,451.00
	163,751,921.20	380,751,705.10

2012	196,505.00		196,505.00
	711,000.00	-	711,000.00
2019	400,000.00	-	400,000.00
5G			

4

5

6

2

1

2

3

3


4

5

6**1****1**

				100.00%		
				100.00%		
				100.00%		
					100.00%	

██████████



					73.84%	
					100.00%	
					100.00%	
					100.00%	
					70.00%	
()				99.00%	1.00%	

()

	16,384,458.04
	5,301,983.53

1,1	402,181,	355,754,		355,754,
25	973.81	324.43		324.43
87	66,307,3	26,073,5		26,073,5
85	32.79	56.97		56.97

	4,651,939.65	4,979,574.58
	695,397.13	412,420.54
	-655,269.85	-40,850.84
	-655,269.85	-40,850.84

4

5

6

7

8

4

5

6

1.

2019 6 30

	1	1-3	3	-1	1-5	5	
	349,747,313.30						349,747,313.30
	1,960,228,596.62						1,960,228,596.62

6

7

8

9

1

4

Run Liang Tai Management Limited	

5

1

/

		0.00	3,000,000.00		311,410.51
		564,600.00	3,000,000.00		0.00
		687.23	14,000,000.00		0.00
		148.14	3,000,000.00		0.00

/

2

/

/

3

4

	80,000,000.00	2019 01 24	2020 01 23	
	50,000,000.00	2019 05 23	2019 11 22	
	5,678,500.00	2019 06 06	2021 06 05	
	20,000,000.00	2019 05 09	2020 05 08	

5

	30,000,000.00	2018 09 19	2019 09 19	

6**7**

	30.00	30.00
	28.67	35.96
	21.22	21.22
	21.37	26.69
	1.99	18.21
	0.00	4.43
	6.00	6.00
	6.00	6.00
	0.00	6.00
	6.00	0.00
	48.16	50.49

ZOU JUN

2

		60,905.98	60,905.98
		537,500,000.00	400,000,000.00
		3,776,993.71	



1

2

1

2

3

1

2

3

1

1

2

2

3

1

2

4

5

6

1

2

3

4

7

8

1

1

	444,561,426.60	48,962,973.01	11.01%
	444,561,426.60	48,962,973.01	--

			%
1	284,439,843.39	3,943,068.98	1.39
0-6	205,578,463.72	0	
7-12	78,861,379.67	3,943,068.98	5.00
1	284,439,843.39	3,943,068.98	1.39
1 2	76,748,103.00	7,674,810.30	10.00
2 3	37,642,567.67	9,410,641.92	25.00
3 4	24,493,968.05	11,022,285.63	45.00
4 5	12,356,509.45	8,031,731.14	65.00
5	8,880,435.04	8,880,435.04	100.00
	444,561,426.60	48,962,973.01	

1	1	284,439,843.39
	0-6	205,578,463.72
	7-12	78,861,379.67
1	2	76,748,103.00
2	3	37,642,567.67
3		45,730,912.54
3	4	24,493,968.05
4	5	12,356,509.45
5		8,880,435.04
		444,561,426.60

2

	49,715,487.11		752,514.10		48,962,973.01
	49,715,487.11		752,514.10		48,962,973.01

3

4

		(%)	
	35,467,519.75	7.98%	-
	15,576,885.44	3.50%	814,626.00

	2,042,325,131.61	1,578,838,573.72
	2,043,266,461.35	1,578,838,573.72

1

1

	941,329.74	
	941,329.74	

2

3

2

1

		983,440,162.53	0-3	47.99%	
		497,260,736.00	0-2	24.27%	
		163,323,730.00	1	7.97%	
		84,229,511.46	1	4.11%	
		44,455,421.52	0-6	2.17%	
	--	1,772,709,561.51	--	86.51%	


6

7

8

3

	1,236,045,250.03		1,236,045,250.03	1,236,045,250.03		1,236,045,250.03
	4,651,939.65		4,651,939.65	4,979,574.58		



2

3

4

2019

2019 8 27